
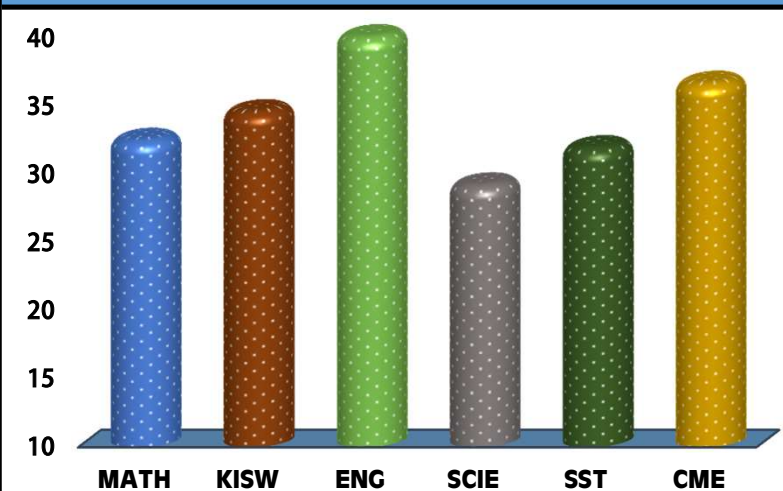
	ALPHA ADVENTIST	
REGION: KIGOMA	SCHOOL AVERAGE: 34.5	DISTRICT: KIGOMA
SUBJECT AND GRADE PERFORMANCE ANALYSIS		

SUBJECT RANKING			
ENGLISH	42.3	85%	1
CIVIC AND MORAL EDUCATION	36.6	73%	2
KISWAHILI	34.5	69%	3
MATHEMATICS	32.4	65%	4
SOCIAL STUDIES	31.9	64%	5
SCIENCE	29.2	58%	6

SUBJECT GRADE ANALYSIS					
SUBJECT/GRADE	A	B	C	D	F
MATHEMATICS	16	31	19	5	0
KISWAHILI	2	59	10	0	0
ENGLISH	51	20	0	0	0
SCIENCE	3	30	32	6	0
SOCIAL STUDIES	1	45	25	0	0
CIVIC AND MORAL	14	49	8	0	0



OVERALL GRADE ANALYSIS			
A	3	71	4%
B	56		69%
C	12		15%
D	0		0%
F	0		0%

CHART SUBJECT ANALYSIS



MATH	KISW	ENG	SCIE	SST	CME
------	------	-----	------	-----	-----

BOYS VS GIRLS PERFORMANCE

	SAT		SAT	TOTAL
	39		32	71
35%		34%		

SEATED	71	100%
ABSENTEES	0	0%
PASSED	71	100%
FAILED	0	0%

NO	NAME	SEX	MATH		KISW		ENG		SCI		SST		CME		TOTAL	AVG	GRADE	POS
1	ISSAYA IDDO ISSA	M	47	A	41	A	45	A	43	A	41	A	46	A	263	43.8	A	1
2	DANIEL DAIBRIN KIBAMBA	M	47	A	39	B	45	A	41	A	40	B	45	A	257	42.8	A	2
3	CLEMENT KAWAWA MGUNGU	M	36	B	40	B	49	A	41	A	35	B	42	A	243	40.5	A	3
4	EMMANUEL JAMES MISANGA	M	49	A	37	B	46	A	32	B	38	B	40	B	242	40.3	B	4.5
5	GOODLUCK JONATHAN TENGA	M	41	A	39	B	45	A	37	B	38	B	42	A	242	40.3	B	4.5
6	MAGRETH SIMON MIRAMBI	F	37	B	44	A	48	A	35	B	29	C	45	A	238	39.7	B	6
7	BARACKA NURU WILFRED	M	48	A	40	B	39	B	35	B	38	B	37	B	237	39.5	B	7.5
8	LUCY PHILEMON PHARES	F	45	A	38	B	46	A	34	B	33	B	41	A	237	39.5	B	7.5
9	GEOFREY BENJAMIN NGALAMA	M	43	A	35	B	45	A	36	B	37	B	39	B	235	39.2	B	9
10	ROBETH RICHARD MDAKI	M	43	A	33	B	44	A	39	B	35	B	40	B	234	39.0	B	10
11	IRINE PHILEMON KABUTO	F	43	A	35	B	43	A	34	B	35	B	43	A	233	38.8	B	11
12	HASSAN ALLY HAMIS	M	39	B	39	B	47	A	33	B	36	B	38	B	232	38.7	B	12
13	ILINATWE ONESMO EMMANUEL	M	37	B	38	B	44	A	33	B	34	B	43	A	229	38.2	B	14
14	KLEIN JAMES MASHINGA	M	39	B	39	B	46	A	36	B	29	C	40	B	229	38.2	B	14
15	KLIAN CHRISMUS CHRISTIAN	M	38	B	37	B	40	B	38	B	38	B	38	B	229	38.2	B	14
16	DENIS PHILBERT LAGOMA	M	41	A	35	B	43	A	36	B	35	B	38	B	228	38.0	B	17
17	HOPE SAMSON MGOLA	F	41	A	36	B	46	A	28	C	36	B	41	A	228	38.0	B	17
18	REGINA HOSEA WILLIAM	F	41	A	34	B	43	A	34	B	35	B	41	A	228	38.0	B	17
19	MUGISHA ERNEST TEYUMWETE	M	41	A	33	B	46	A	33	B	36	B	37	B	226	37.7	B	19.5
20	EVELYNE TUMGONZE MTAPIMA	F	41	A	37	B	44	A	33	B	38	B	33	B	226	37.7	B	19.5
21	PENDO MAKONGO MWEYA	F	41	A	37	B	45	A	30	C	33	B	39	B	225	37.5	B	21
22	ERICK NZILE MABULA	M	38	B	36	B	43	A	33	B	33	B	41	A	224	37.3	B	22.5
23	MWAMVUA BWANGA ALLY	F	37	B	37	B	45	A	34	B	31	B	40	B	224	37.3	B	22.5
24	BARIKI THOBIAS JAPHET	M	40	B	36	B	43	A	31	B	36	B	37	B	223	37.2	B	24
25	SHALOM THOMAS KIVUMA	M	39	B	38	B	40	B	28	C	38	B	39	B	222	37.0	B	25

NO	NAME	SEX	MATH		KISW		ENG		SCI		SST		CME		TOTAL	AVG	GRADE	POS
26	JOHNSON JOHN HUNJA	M	27	C	36	B	47	A	38	B	36	B	36	B	220	36.7	B	26
27	BOMBILE ONESMO BOMBILE	M	36	B	33	B	42	A	35	B	35	B	37	B	218	36.3	B	27
28	MAGDALENA REGINALD KAGANGA	F	33	B	34	B	44	A	31	B	36	B	39	B	217	36.2	B	28
29	DERICK ADON HAJAYANDI	M	31	B	38	B	40	B	34	B	31	B	42	A	216	36.0	B	29.5
30	BEATRICE CHARLES CREDO	F	37	B	36	B	43	A	32	B	33	B	35	B	216	36.0	B	29.5
31	CONSOLATHA SHABANI WARYOBA	F	41	A	34	B	42	A	27	C	33	B	35	B	212	35.3	B	31
32	LYDIA MIJILILO SAMSON	F	34	B	39	B	43	A	28	C	29	C	38	B	211	35.2	B	32
33	ARON YUSTINE SOLLY	M	26	C	38	B	47	A	31	B	33	B	35	B	210	35.0	B	33
34	KHADIJA ABEID FUNDI	F	32	B	36	B	42	A	28	C	31	B	40	B	209	34.8	B	34.5
35	WINFRIDA DAMAS MICHAEL	F	31	B	33	B	39	B	32	B	36	B	38	B	209	34.8	B	34.5
36	MUSA YUSUPH BACHINONI	M	31	B	33	B	44	A	27	C	32	B	39	B	206	34.3	B	36
37	DANNY JEREMIAH MULAKI	M	26	C	38	B	44	A	27	C	33	B	37	B	205	34.2	B	37.5
38	SILVIA HOSEA WILLIAM	F	36	B	35	B	45	A	25	C	30	C	34	B	205	34.2	B	37.5
39	BASILISA JEPHUTA STEPHANO	F	38	B	31	B	40	B	29	C	31	B	35	B	204	34.0	B	39
40	REHEMA DANIEL MASSO	F	31	B	33	B	45	A	26	C	28	C	40	B	203	33.8	B	40
41	SETH FRANCIS MWAMBENE	M	36	B	29	C	39	B	31	B	30	C	36	B	201	33.5	B	41.5
42	RUTH GADIEL ANDREA	F	27	C	35	B	44	A	27	C	27	C	41	A	201	33.5	B	41.5
43	KEVINI SHEMU SIMONI	M	31	B	36	B	37	B	27	C	32	B	35	B	198	33.0	B	44
44	HELLEN HUDSON MLAY	F	21	C	38	B	46	A	26	C	32	B	35	B	198	33.0	B	44
45	JACQUELINE TUMAINI MAHWAGO	F	32	B	31	B	42	A	33	B	27	C	33	B	198	33.0	B	44
46	KING-DAVID JACOB MAINGU	M	23	C	37	B	41	A	28	C	31	B	37	B	197	32.8	B	46
47	AZARIA ELISHA ILENGE	M	21	C	31	B	43	A	25	C	32	B	41	A	193	32.2	B	48
48	CAREEN LEONARD DAGNO	F	25	C	33	B	42	A	30	C	27	C	36	B	193	32.2	B	48
49	GLORIA THEOPHIL KILILI	F	31	B	30	C	45	A	26	C	31	B	30	C	193	32.2	B	48
50	SIZYA KAOMBWE PAUL	M	27	C	28	C	45	A	27	C	28	C	37	B	192	32.0	B	51

NO	NAME	SEX	MATH		KISW		ENG		SCI		SST		CME		TOTAL	AVG	GRADE	POS
51	DASRIN PETER CHARLES	F	32	B	34	B	43	A	22	C	24	C	37	B	192	32.0	B	51
52	JAYRINE SHADRACK KAMENYA	F	38	B	29	C	42	A	21	C	28	C	34	B	192	32.0	B	51
53	GIDION BENJAMIN NGALAMA	M	16	D	33	B	45	A	31	B	31	B	33	B	189	31.5	B	53
54	DORICE SAIMON HAULE	F	36	B	35	B	39	B	17	D	28	C	33	B	188	31.3	B	54
55	JACOB MLEGE CHARLES	M	21	C	36	B	36	B	31	B	28	C	35	B	187	31.2	B	55.5
56	WEMA TABHUKA MUGAYA	F	24	C	33	B	41	A	24	C	27	C	38	B	187	31.2	B	55.5
57	STEVEN RAPHAEL SAYON	M	31	B	31	B	42	A	18	D	31	B	32	B	185	30.8	B	57.5
58	MAUREEN EDWARD RWANTUNGAMO	F	21	C	32	B	42	A	30	C	22	C	38	B	185	30.8	B	57.5
59	EPIMARK GERALD KISUSI	M	28	C	26	C	37	B	26	C	33	B	33	B	183	30.5	B	59
60	JOHN EZRA DUGILO	M	24	C	30	C	38	B	24	C	34	B	31	B	181	30.2	C	61
61	BILENJO MAGAI KAARE	F	31	B	34	B	37	B	23	C	26	C	30	C	181	30.2	C	61
62	JANEA NYAMWERU STEPHANO	F	28	C	33	B	38	B	21	C	29	C	32	B	181	30.2	C	61
63	LOVENESS ALFRED ERENEO	F	37	B	32	B	33	B	20	D	28	C	27	C	177	29.5	C	63.5
64	MICHELLE DAVID MZIRAY	F	26	C	34	B	35	B	22	C	30	C	30	C	177	29.5	C	63.5
65	MICHAEL MSETI MAGESA	M	21	C	28	C	43	A	22	C	25	C	35	B	174	29.0	C	65
66	ELVIS NYAHIDI YEGELA	M	13	D	31	B	39	B	26	C	31	B	32	B	172	28.7	C	66
67	KEZIA FRANCIS HUME	F	21	C	33	B	38	B	22	C	25	C	30	C	169	28.2	C	67
68	AGAPE TRYPHONE BUKURU	M	13	D	31	B	41	A	23	C	29	C	27	C	164	27.3	C	68
69	ANNA HAIDAN YUSUPH	M	21	C	30	C	36	B	15	D	29	C	32	B	163	27.2	C	69
70	ISSA ABDUL ISSA	M	13	D	30	C	43	A	19	D	23	C	25	C	153	25.5	C	70
71	BONIFACE YOHANA BONIFACE	M	11	D	27	C	35	B	16	D	31	B	28	C	148	24.7	C	71